














Вернер Ілля Володимирович

| Name | Description | Points | Duration |
|------------------------------------------------------------------------------------------------------------------------------------------------------------------------------------------------------|------------------------------------------------------------------------------------------------------------------------------------------------------------------------------------------------------------------------------------------------------------------------------------------------------------------------------------------------------------------------------------------------------------------------------------------------------------------------------------------------------------------------------------------------------------------------------------------|--------|----------|
|  <p>Getting started with Office 365 and Windows</p> <p>Completed on: 1/8/2020</p> | <p>Are you brand new to Office 365 for education? Get up and running quickly with the tools that will equip your students for success today and tomorrow. Microsoft Teams, OneNote, and Forms will allow you to build a collaborative classroom that empowers learners to work together, access resources and for you to quickly assess their learning and provide individualized feedback.</p> | N/A | 04:30:00 |
|  <p>Transform Learning with Microsoft Teams</p> <p>Completed on: 1/8/2020</p> | <p>In this introduction course, educators learn the basics of Teams and how they can implement its features into their classroom</p> | 500 | 01:00:00 |
|  <p>Creativity in the classroom</p> <p>Completed on: 1/8/2020</p> | <p>When teachers mix creativity in with the curriculum, not only does engagement increase, but students then have the chance to innovate. Additionally, creativity includes communication opportunities and contributes to the social-emotional growth of the students. These courses will help you learn how technology can be leveraged to infuse creativity into learning.</p> | N/A | 05:15:00 |
|  <p>Minecraft and Redstone</p> <p>Completed on: 1/8/2020</p> | <p>Minecraft: Education Edition empowers educators and students to engage in student-centered, collaborative, and global environments. Through this course, participants will dive into the circuitry capabilities of Redstone by viewing demonstrations and detailed directions about how to implement these features. This course shares many tips, advice, and resources for educators and students who are new to Minecraft, or those who need a refresher on controls, crafting, and basics of the game.</p> | 500 | 01:00:00 |
|  <p>Working with Digital Storytelling in the STEM-subjects through silent videos</p> <p>Completed on: 1/8/2020</p> | <p>This course will give you a deeper understanding of why digital storytelling is beneficial for learning and how you could use silent videos created in the Sensavis Win 10 app to make learning in STEM subjects more accessible, fun and exciting for all students.</p> | 500 | 00:45:00 |
| <p>Introduction to Paint 3D</p> <p>Completed on: 1/8/2020</p> | <p>Whether you're an artist or just want to try out some doodles, Paint 3D makes it easy to unleash your creativity and bring your ideas to life!</p> <p>As part of Windows 10, you have a new, free, built-in app called Paint 3D that allows you to unleash your creativity. Anyone can experience, create, and share in a new dimension. Learn how you and your students can make 3D masterpieces or 2D scenes, all with a stroke of your digital pen. You will also learn how to access an online 3D community, Remix 3D, to pull and remix models from within the Paint 3D app!</p> | 950 | 01:30:00 |



Вернер Ілля Володимирович

| Name | Description | Points | Duration |
|--------------------------------------------------------------------------------------------------------------------------------------------------------------------------------------|------------------------------------------------------------------------------------------------------------------------------------------------------------------------------------------------------------------------------------------------------------------------------------------------------------------------------------------------------------------------------------------------------------------------------------------------------------|--------|----------|
|  <p>Training teachers to author accessible content</p> <p>Completed on: 1/8/2020</p> | <p>Microsoft Teams is a digital hub that brings conversations, content, and apps together in one place. Educators can create collaborative classrooms, connect in professional learning communities, and communicate with school staff all from a single experience in Office 365 for Education.</p> | 500 | 01:00:00 |
|  <p>OneNote Teacher Academy</p> <p>Completed on: 1/8/2020</p> | <p>In this learning path,, you will be learn to navigate within the OneNote Windows 10 app structure, use OneNote tools effectively, create lesson plans, assessments, and learning activities using various tools in OneNote, create notebooks for student and teacher collaboration using OneNote Class Notebook, create notebooks for collaboration between the staff members using OneNote Staff Notebook.</p> | N/A | 04:30:00 |
| <p>Introduction to OneNote Teacher Academy</p> <p>Completed on: 1/8/2020</p> | <p>This is the last step in completing the Office 365 Teacher Academy Learning Path. Complete the assessment, and you will earn your badge!</p> | 575 | 01:00:00 |
|  <p>Crafting a collaborative learning environment with Class Teams</p> <p>Completed on: 1/1/2020</p> | <p>Microsoft Class Teams enables teachers to collaborate with students while seamlessly integrating assignments, assessments, and applications directly into the Team</p> | N/A | N/A |
|  <p>Getting started with Azure for Education</p> <p>Completed on: 1/1/2020</p> | <p>Azure gives your school a "Platform as a Service" and moving your services to Azure can reduce the cost of running and maintaining those services on local servers at your school. This module will show you how to get started with Azure.</p> | 500 | 00:45:00 |
|  <p>MIE Trainer Academy</p> <p>Completed on: 1/1/2020</p> | <p>The Microsoft Innovative Educator (MIE) Trainer Academy is designed for teacher trainers and those who are responsible for training educators on the integration of technology in the classroom. The goal is to provide trainers exposure to the many Microsoft technologies and resources that support student-centered learning based on authentic problems and projects while aligning to 21st Century Skills, NETS-S and Common Core Standards.</p> | N/A | 08:05:00 |



Вернер Ілля Володимирович

| Name | Description | Points | Duration |
|---------------------------------------------------------------------------------------------------------------------------------------------------------------------------------|----------------------------------------------------------------------------------------------------------------------------------------------------------------------------------------------------------------------------------------------------------------------------------------------------------------------------------------------------------------------------------------------------------------------------------------------------------------------------------------------------------------------------------------|--------|----------|
|  <p>Microsoft in Education</p> <p>Completed on: 1/1/2020</p> | <p>The Microsoft in Education learning path is a set of introductory courses to get you started on our suite of Microsoft tools for teaching and learning.</p> | N/A | 05:15:00 |
|  <p>Windows 10: Create a world of tomorrow in your classroom!</p> <p>Completed on: 1/1/2020</p> | <p>Create a world of tomorrow in your classroom with easy to set up devices and apps, amazingly integrated tools for learning, and features that engage all types of learners. This course will review the best of Windows 10 for education. Educators completing this course will feel comfortable getting started with Windows 10, using universal apps, inking and interacting with various types of content, and setting up new classroom devices.</p> | 750 | 01:30:00 |
| <p>Experience Bing for education</p> <p>Completed on: 12/10/2018</p> | <p>In this course, you will learn about safe search, discover free lesson plans provided by Bing, learn how to improve your search skills, find out about Bing has Answers and Bing Pulse. To successfully complete this course, you must pass the assessment with at least 80% of the questions answered correctly.</p> | 500 | 01:00:00 |
| <p>21st century learning design: Course 1 - introducing 21CLD</p> <p>Completed on: 12/1/2018</p> | <p>This course gives an overview of the key 21st century skills of; collaboration, knowledge construction, self-regulation, problem-solving and innovation, information and communications technology (ICT) for learning, and skilled communication. It explores what learning looks like in the 21st century and how innovative teaching practices can support student learning to develop these skills. To successfully complete this course, you must pass the assessment by answering at least 80% of the questions correctly.</p> | 850 | 01:00:00 |
|  <p>MIE Trainer Academy</p> <p>Completed on: 11/27/2018</p> | <p>The Microsoft Innovative Educator (MIE) Trainer Academy is designed for teacher trainers and those who are responsible for training educators on the integration of technology in the classroom. The goal is to provide trainers exposure to the many Microsoft technologies and resources that support student-centered learning based on authentic problems and projects while aligning to 21st Century Skills, NETS-S and Common Core Standards.</p> | 3850 | 08:05:00 |
| <p>MIE Trainer: Trainer academy</p> <p>Completed on: 11/27/2018</p> | <p>The Microsoft Innovative Educator (MIE) Trainer Academy is designed for teacher trainers and those who are responsible for training educators on the integration of technology in the classroom.</p> <p>This resource page gives an overview of the MIE Trainer program, program details and the steps for becoming an MIE Trainer or MIE Master trainer. To complete this page, read through it carefully, click the links, and be sure to scroll to the bottom of the page.</p> | 350 | 01:20:00 |







Вернер Ілля Володимирович

| Name | Description | Points | Duration |
|-----------------------------------------------------------------------------------------------------------------------------------------------------------------------------------------|-------------------------------------------------------------------------------------------------------------------------------------------------------------------------------------------------------------------------------------------------------------------------------------------------------------------------------------------------------------------------------------------|--------|----------|
| <p>Windows 10 Anniversary Update</p> <p>Completed on: 11/27/2018</p> | In this course, you will learn about the different ways Windows 10 Anniversary Update can enhance teaching and learning by providing ways for teachers to utilize technology in more interesting and dynamic ways. Windows 10 also puts the power of learning in the hands of students - creating more opportunities to create, collaborate and show their learning in a variety of ways. | 500 | 01:00:00 |
|  <p>Accessibility tools: Meeting the needs of diverse learners</p> <p>Completed on: 11/26/2018</p> | After concluding the "inclusive classroom foundation" learning path, you will continue your road to understanding what an inclusive classroom and inclusive educator are, how to develop digitally literate learners, pedagogy and curriculum and how assistive technologies and accessibility tools can help you meet the needs of all of the learners in your classroom. | 500 | 01:00:00 |
| <p>Building Global Citizens</p> <p>Completed on: 9/29/2018</p> | Take the challenge to help your students become global citizens! | 500 | 01:00:00 |
|  <p>Presentation Design 101: How to create visual slides with impact</p> <p>Completed on: 9/29/2018</p> | A free comprehensive course for non-designers on how to combine text and images like a pro. Full of visual examples, cheat sheets and case studies, this step-by-step visual guide will show you practical design tricks for creating visual slides that complement your oral message. | 500 | 05:00:00 |
| <p>Lesson 5: How to create effective charts and diagrams</p> <p>Completed on: 9/29/2018</p> | Learn how to make the key points in your charts and graphs stand out. Learn about the types of conceptual diagrams you can use to visualize your information. | 500 | 01:00:00 |
| <p>Lesson 3: How to choose the right colors and create visual hierarchy</p> <p>Completed on: 9/29/2018</p> | Useful tips for choosing harmonious and impactful color schemes that have the power to set the tone for your presentation. By the end of this lesson, you'll learn the main types of color combinations, how to choose high-contrast color schemes and create your own custom color combinations, as well as how to achieve visual hierarchy to lead viewers' eyes to focal points. | 500 | 01:00:00 |

Вернер Ілля Володимирович

| Name | Description | Points | Duration |
|-----------------------------------------------------------------------------------------------------------------------------------------------------------------------------|------------------------------------------------------------------------------------------------------------------------------------------------------------------------------------------------------------------------------------------------------------|--------|----------|
| <p>Lesson 2: How to combine text and images like a pro</p> <p>Completed on: 9/29/2018</p> | <p>Practical tips on how to transform bullet-ridden slides into visual ones and handle text like a designer, as well as how to use images like a pro and combine text and images.</p> | 500 | 01:00:00 |
| <p>Lesson 1: What to do before designing your presentation</p> <p>Completed on: 9/29/2018</p> | <p>A lesson on how to get a clear idea of your presentation's main message. It covers the three ingredients of a successful presentation, how to hone in on your main message using visual brainstorming, audience journey maps and audience personas.</p> | 500 | 01:00:00 |
|  <p>Staff Teams for effective leadership and saving time</p> <p>Completed on: 9/13/2018</p> | <p>Staff Teams for effective leadership is a course that has been designed to assist school leaders in setting up a Team and Staff Notebook while allowing you to bring your already created files and documents into this efficient work environment.</p> | 500 | 01:00:00 |
|  <p>Staff Teams for effective leadership and saving time</p> <p>Completed on: 9/13/2018</p> | <p>Staff Teams for effective leadership is a course that has been designed to assist school leaders in setting up a Team and Staff Notebook while allowing you to bring your already created files and documents into this efficient work environment.</p> | 500 | 01:00:00 |
| <p>Summer School 2018 - Beginner 101</p> <p>Completed on: 9/9/2018</p> | <p>Let the Summer fun begin!</p> | 500 | N/A |
| <p>My Minecraft Journey Lesson One: Why Minecraft: Education Edition?</p> <p>Completed on: 9/9/2018</p> | <p>After completing Lesson One, you will be able to: Install and set up Minecraft: Education Edition for use Navigate Minecraft: Education Edition menus and settings</p> | 375 | 01:00:00 |




Вернер Ілля Володимирович

| Name | Description | Points | Duration |
|---------------------------------------------------------------------------------------------------------------------------------------------------------------------------------------------------|---------------------------------------------------------------------------------------------------------------------------------------------------------------------------------------------------------------------------------------------------------------------------------------------------------------------------------------------------------------------------------------------------------------------------------------------------------------------------------------------------------------|--------|----------|
|  <p>Streamline efficiency with Office 365 apps</p> <p>Completed on: 9/9/2018</p> | Office 365 provides the right environment for better learning outcomes. In this introduction to Office 365, educators will learn how to become more innovative with cloud-based tools, regardless of the device they use. This course is aimed at educators for whom Office 365 is relatively new and who are looking to implement solutions to classroom problems right away. With Office 365, educators will learn how to become more innovative with cloud-based tools, regardless of the device they use. | 500 | 01:00:00 |
|  <p>Streamline efficiency with Office 365 apps</p> <p>Completed on: 9/9/2018</p> | Office 365 provides the right environment for better learning outcomes. In this introduction to Office 365, educators will learn how to become more innovative with cloud-based tools, regardless of the device they use. This course is aimed at educators for whom Office 365 is relatively new and who are looking to implement solutions to classroom problems right away. With Office 365, educators will learn how to become more innovative with cloud-based tools, regardless of the device they use. | 500 | 01:00:00 |
|  <p>How to Infuse Computational Thinking in your Teaching with Maker Challenges</p> <p>Completed on: 9/8/2018</p> | Learn how to run your own Maker Challenge with this course and earn 500 points! | N/A | N/A |
|  <p>How to Infuse Computational Thinking in your Teaching with Maker Challenges</p> <p>Completed on: 9/8/2018</p> | Learn how to run your own Maker Challenge with this course and earn 500 points! | N/A | N/A |
|  <p>Physical computing for the non-computer science educator</p> <p>Completed on: 9/8/2018</p> | This course teaches the basics and benefits of integrating physical computing with MakeCode in any subject area. It provides cross-curricular hands-on learning opportunities for participants within the MakeCode site. No additional items are needed to learn about MakeCode in this course. However, participants can work with materials such as micro:bit or Adafruit Circuit Playground if they have these available. | 500 | 01:00:00 |
|  <p>Physical computing for the non-computer science educator</p> <p>Completed on: 9/8/2018</p> | This course teaches the basics and benefits of integrating physical computing with MakeCode in any subject area. It provides cross-curricular hands-on learning opportunities for participants within the MakeCode site. No additional items are needed to learn about MakeCode in this course. However, participants can work with materials such as micro:bit or Adafruit Circuit Playground if they have these available. | 500 | 01:00:00 |





Вернер Ілля Володимирович

| Name | Description | Points | Duration |
|--------------------------------------------------------------------------------------------------|------------------------|--------|----------|
| Teaching with Technology (basics): Lesson 4 - Part 3: Summary & Quiz | Completed on: 9/8/2018 | 120 | 00:05:00 |
| Teaching with Technology (basics): Lesson 4 - Part 2: Assessing, Coordinating & Collaborating | Completed on: 9/8/2018 | 115 | 00:20:00 |
| Teaching with Technology (basics): Lesson 4 - Part 1: Beyond Teaching, Planning & Keeping Record | Completed on: 9/8/2018 | 115 | 00:20:00 |
| Teaching with Technology (basics): Lesson 3 - Part 3: Summary & Quiz | Completed on: 9/8/2018 | 115 | 00:05:00 |
| Teaching with Technology (basics): Lesson 2 - Part 3: Summary & Quiz | Completed on: 9/8/2018 | 115 | 00:05:00 |
| Teaching with Technology (basics): Lesson 1 - Part 4: Summary & Quiz | Completed on: 9/8/2018 | 115 | 00:05:00 |




Вернер Ілля Володимирович

| Name | Description | Points | Duration |
|----------------------------------------------------------------------------------------------------------------------------------------------------------------------------------------------|------------------------------------------------------------------------------------------------------------------------------------------------------------------------------------------------------------------------------------------------------------------------------------------------------------------------------------------------------------------------------------------------------------------------------------------------------------------------------------------------------------------|--------|----------|
| <p>Microsoft Teams Course 1: All about Teams (presenter-led training)</p> <p>Completed on: 9/8/2018</p> | <p>The All About Teams course introduces teachers to the basics of Microsoft Teams, readying them for collaboration with others and initiating the conversation about instructional use of the platform. In the Presenter's and Participants' packages, you'll find just about everything you need to facilitate a collaborative teacher training session. Just bring your presentation A-game (we know you always do). We've got planning and organization covered.</p> | 1000 | 02:00:00 |
| <p>Mobile Tools for Inclusive Classrooms (presenter-led training)</p> <p>Completed on: 9/8/2018</p> | <p>The Mobile Tools for Inclusive Classrooms course introduces teachers to the Microsoft Translator and Office Lens tools. This course is designed to help educators leverage these apps to meet the needs of diverse learners in the classroom. In the Presenter's and Participants' packages, you'll find just about everything you need to facilitate a collaborative teacher training session. Just bring your presentation A-game (we know you always do). We've got planning and organization covered.</p> | 500 | 01:15:00 |
| <p>Reimagine the writing process with Microsoft in Education</p> <p>Completed on: 9/7/2018</p> | <p>Successful writers are not born, they learn by doing. They develop, practice, reflect and grow. The writing process is being reimagined with tools like Minecraft, Word and OneNote. Join Microsoft Educators as they show you how teaching the writing process has evolved to fit every type of learner.</p> | 500 | 01:00:00 |
|  <p>Microsoft Forms: Creating Authentic Assessments</p> <p>Completed on: 9/6/2018</p> | <p>This introductory course will get you started using Microsoft Forms. With Microsoft Forms, you can create surveys, quizzes, and polls, and easily see results as they come in. When you create a quiz or form, you can invite others to respond to it using any web browser, even on mobile devices. As results are submitted, you can use built-in analytics to evaluate responses. Form data, such as quiz results, can be easily exported to Excel for additional analysis or grading.</p> | 500 | 01:00:00 |
|  <p>Microsoft Forms: Creating Authentic Assessments</p> <p>Completed on: 9/6/2018</p> | <p>This introductory course will get you started using Microsoft Forms. With Microsoft Forms, you can create surveys, quizzes, and polls, and easily see results as they come in. When you create a quiz or form, you can invite others to respond to it using any web browser, even on mobile devices. As results are submitted, you can use built-in analytics to evaluate responses. Form data, such as quiz results, can be easily exported to Excel for additional analysis or grading.</p> | 500 | 01:00:00 |
|  <p>OneNote Class Notebook: A teacher's all-in-one notebook for students</p> <p>Completed on: 9/6/2018</p> | <p>OneNote Class Notebook provides a platform for teachers to prepare instructional materials and collaborate with students in an organized manner. In this part of the training, participants create a Class Notebook and begin building instructional content they can use with their students.</p> | 500 | 01:00:00 |







Вернер Ілля Володимирович

| Name | Description | Points | Duration |
|--------------------------------------------------------------------------------------------------------------------------------------------------------------------------------------------|-----------------------------------------------------------------------------------------------------------------------------------------------------------------------------------------------------------------------------------------------------------------------------------------------------------------------------------------------------------------------------------------------------------------------------------------------------------------------------------------------------------------------------------------------------------------------------------------------------------------------------------------------------------------------------------------------------------------------------------------------|--------|----------|
|  <p>OneNote Class Notebook: A teacher's all-in-one notebook for students</p> <p>Completed on: 9/6/2018</p> | <p>OneNote Class Notebook provides a platform for teachers to prepare instructional materials and collaborate with students in an organized manner. In this part of the training, participants create a Class Notebook and begin building instructional content they can use with their students.</p> | 500 | 01:00:00 |
|  <p>OneNote Staff Notebook: Tools for staff collaboration</p> <p>Completed on: 9/6/2018</p> | <p>Learn how to collaborate with colleagues or staff using OneNote. OneNote Staff Notebooks have a personal workspace for every staff member or teacher, a content library for shared information, and a collaboration space for everyone to work together, all within one powerful notebook.</p> | 250 | 00:30:00 |
|  <p>OneNote Staff Notebook: Tools for staff collaboration</p> <p>Completed on: 9/6/2018</p> | <p>Learn how to collaborate with colleagues or staff using OneNote. OneNote Staff Notebooks have a personal workspace for every staff member or teacher, a content library for shared information, and a collaboration space for everyone to work together, all within one powerful notebook.</p> | 250 | 00:30:00 |
|  <p>Getting Started with OneNote</p> <p>Completed on: 9/6/2018</p> | <p>Learning is more powerful and dynamic with tools that are already right in front of you – and it's up to educators to impress this on students in the classroom.</p> <p>With Microsoft OneNote, educators can create digital notebooks that support academic standards and education outcomes across disciplines and tasks, such as writing, reading, mathematics, science, history, CTE, and elective courses. Students may use OneNote across content areas and grade levels, and use OneNote to compile and organize unstructured information, research, and content. OneNote also supports research, collaboration, information management, communication, note taking, journaling, reflective writing, and academic requirements.</p> | 500 | 01:00:00 |








Вернер Ілля Володимирович

| Name | Description | Points | Duration |
|--------------------------------------------------------------------------------------------------------------------------------------------------------------------|-----------------------------------------------------------------------------------------------------------------------------------------------------------------------------------------------------------------------------------------------------------------------------------------------------------------------------------------------------------------------------------------------------------------------------------------------------------------------------------------------------------------------------------------------------------------------------------------------------------------------------------------------------------------------------------------------------------------------------------------------|--------|----------|
|  <p>Getting Started with OneNote</p> <p>Completed on: 9/6/2018</p> | <p>Learning is more powerful and dynamic with tools that are already right in front of you – and it's up to educators to impress this on students in the classroom.</p> <p>With Microsoft OneNote, educators can create digital notebooks that support academic standards and education outcomes across disciplines and tasks, such as writing, reading, mathematics, science, history, CTE, and elective courses. Students may use OneNote across content areas and grade levels, and use OneNote to compile and organize unstructured information, research, and content. OneNote also supports research, collaboration, information management, communication, note taking, journaling, reflective writing, and academic requirements.</p> | 500 | 01:00:00 |
| <p>Developing workforce ready skills in Office Online</p> <p>Completed on: 9/6/2018</p> | <p>Innovative educators are always working to improve their practices and "make what's next" in light of emerging educational trends and the latest technologies. With the ever-changing landscape of technology and careers, best practices require teachers to continually transform their lessons and their teaching methods to ensure their students are college and career ready.</p> <p>In this course you will learn how Office Online</p> <ul style="list-style-type: none"> • aids educators in the creation of innovative lessons • allows students to collaborate • allows students to create products as if they were already in the workforce. | 500 | 01:00:00 |
|  <p>Empower students to do more with Office 2016</p> <p>Completed on: 9/5/2018</p> | | 500 | 01:00:00 |
|  <p>Summer School 2018 - Intermediate 201</p> <p>Completed on: 9/4/2018</p> | <p>Receive the Summer School Badge in addition your MIE Badge.</p> | 500 | N/A |







Вернер Ілля Володимирович

| Name | Description | Points | Duration |
|------------------------------------------------------------------------------------------------------------------------------------------------------------------------------|------------------------------------------------------------------------------------------------------------------------------------------------------------------------------------------------------------------------------------------------------------|--------|----------|
|  <p>Computational Thinking and its importance in education</p> <p>Completed on: 9/4/2018</p> | <p>This course is designed for all educators from all subject areas who would like to know more about Computational Thinking and how it can be applied within cross-curricular educational settings.</p> | 500 | 01:00:00 |
|  <p>Computational Thinking and its importance in education</p> <p>Completed on: 9/4/2018</p> | <p>This course is designed for all educators from all subject areas who would like to know more about Computational Thinking and how it can be applied within cross-curricular educational settings.</p> | 500 | 01:00:00 |
|  <p>Managing class workflow with Microsoft Teams</p> <p>Completed on: 9/3/2018</p> | <p>This course is designed to provide teachers a way to assign and collect work, give quick assessments, peek into student journals, and deliver flipped lessons with ease.</p> | 500 | 01:00:00 |
|  <p>Managing class workflow with Microsoft Teams</p> <p>Completed on: 9/3/2018</p> | <p>This course is designed to provide teachers a way to assign and collect work, give quick assessments, peek into student journals, and deliver flipped lessons with ease.</p> | 500 | 01:00:00 |
|  <p>Deploying Office 365 for Education</p> <p>Completed on: 9/3/2018</p> | <p>This course is designed to help schools get up and running with Office 365 for Education. Office 365 gives schools a free set of cloud services including everything from email and document storage, to innovative apps for teaching and learning.</p> | 500 | 00:45:00 |
|  <p>Deploying Office 365 for Education</p> <p>Completed on: 9/3/2018</p> | <p>This course is designed to help schools get up and running with Office 365 for Education. Office 365 gives schools a free set of cloud services including everything from email and document storage, to innovative apps for teaching and learning.</p> | 500 | 00:45:00 |







Вернер Ілля Володимирович

| Name | Description | Points | Duration |
|-----------------------------------------------------------------------------------------------------------------------------------------------------------------------|------------------------------------------------------------------------------------------------------------------------------------------------------------------------------------------------------------------------------------------------------------------------------------------------------------------------------|--------|----------|
|  <p>Teaching Marine Conservation via Skype</p> <p>Completed on: 9/2/2018</p> | Learn how to incorporate Skype activities in you curriculum when you are teaching about marine conservation. | 500 | 01:00:00 |
|  <p>Teaching Marine Conservation via Skype</p> <p>Completed on: 9/2/2018</p> | Learn how to incorporate Skype activities in you curriculum when you are teaching about marine conservation. | 500 | 01:00:00 |
|  <p>Skype collaborations</p> <p>Completed on: 9/2/2018</p> | Skype collaborations can be an exciting way to open up unique learning opportunities for your students. | 500 | 01:00:00 |
| <p>Become a Mystery Skype Master</p> <p>Completed on: 9/2/2018</p> | Become an expert at Mystery Skype & use this game to transform your classroom! | 500 | 01:00:00 |
|  <p>Virtual Field Trips with Skype in the Classroom</p> <p>Completed on: 9/1/2018</p> | Learn about Skype in the Classroom Virtual Field Trips | 500 | 01:00:00 |
|  <p>Digital Citizenship</p> <p>Completed on: 9/1/2018</p> | In this course, gain access to the Digital Citizenship educator toolkit and OneNote notebook. The toolkit comes with lessons and resources for your classroom so that you can teach digital citizenship. Once you have gone through the materials (found in the 2nd module of the course), take the quiz to earn your badge! | 500 | 00:30:00 |
|  <p>Digital Citizenship</p> <p>Completed on: 9/1/2018</p> | In this course, gain access to the Digital Citizenship educator toolkit and OneNote notebook. The toolkit comes with lessons and resources for your classroom so that you can teach digital citizenship. Once you have gone through the materials (found in the 2nd module of the course), take the quiz to earn your badge! | 500 | 00:30:00 |
|  <p>Introduction to Skype in the Classroom</p> <p>Completed on: 9/1/2018</p> | Learn about how to use Skype in the Classroom | 500 | 01:00:00 |






Вернер Ілля Володимирович

| Name | Description | Points | Duration |
|------------------------------------------------------------------------------------------------------------------------------------------------------------------------------------------------------|----------------------------------------------------------------------------------------------------------------------------------------------------------------------------------------------------------------------------------------------------------------------------------------------------------------------------------------------------------------------------------------------------------------------------------------------------------------------------------------------------------------------------------------------------------------------------------------------------------------------------------------------------------------------------------------------------------------------------------------------------------------------------------------------------------------------------------------------------|--------|----------|
|  <p>Digital storytelling with Microsoft Sway</p> <p>Completed on: 9/1/2018</p> | <p>By allowing teachers and students to focus on content and not worry about format, the Digital storytelling with Microsoft Sway course will show how Sway can be used to capture and share digital stories that need to be told in and around classroom activities.</p> | 500 | 01:00:00 |
|  <p>Digital storytelling with Microsoft Sway</p> <p>Completed on: 9/1/2018</p> | <p>By allowing teachers and students to focus on content and not worry about format, the Digital storytelling with Microsoft Sway course will show how Sway can be used to capture and share digital stories that need to be told in and around classroom activities.</p> | 500 | 01:00:00 |
|  <p>Microsoft Imagine Academy</p> <p>Completed on: 9/1/2018</p> | <p>Learn about the Microsoft Imagine Academy program which provides educational institutions with access to a full curriculum solution for teaching technology courses and learning tools that help teachers gain technology skills, and helps students to achieve success through employability and industry certification.</p> <p>Minecraft: Education Edition empowers educators and students to engage in student-centered, collaborative, and global environments. Through this course, participants will dive into the circuitry capabilities of Redstone by viewing demonstrations and detailed directions about how to implement these features. This course shares many tips, advice, and resources for educators and students who are new to Minecraft, or those who need a refresher on controls, crafting, and basics of the game.</p> | 500 | 00:30:00 |
|  <p>Independent learning with math tools in OneNote</p> <p>Completed on: 9/1/2018</p> | <p>This course is designed to teach educators how to use the OneNote Math button. This button allows students to see the steps to solve an equation and helps them become independent learners.</p> | 500 | 01:00:00 |
|  <p>Independent learning with math tools in OneNote</p> <p>Completed on: 9/1/2018</p> | <p>This course is designed to teach educators how to use the OneNote Math button. This button allows students to see the steps to solve an equation and helps them become independent learners.</p> | 500 | 01:00:00 |
|  <p>Introduction to Microsoft Teams – the digital hub for educators and students</p> <p>Completed on: 9/1/2018</p> | <p>Microsoft Teams is a digital hub that brings conversations, content, and apps together in one place. Educators can create collaborative classrooms, connect in Professional Learning Communities, and communicate with school staff all from a single experience in Office 365 for Education. This course will provide educators with the necessary steps for getting up and running with Microsoft Teams.</p> | 500 | 00:45:00 |

Вернер Ілля Володимирович

| Name | Description | Points | Duration |
|----------------------------------------------------------------------------------------------------------------------------------------------------------------------------------------------------|--------------------------------------------------------------------------------------------------------------------------------------------------------------------------------------------------------------------------------------------------------------------------------------------------------------------------------------------------------------------------------------------------------------------------------------|--------|----------|
|  <p>Introduction to Microsoft Teams – the digital hub for educators and students</p> <p>Completed on: 9/1/2018</p> | <p>Microsoft Teams is a digital hub that brings conversations, content, and apps together in one place. Educators can create collaborative classrooms, connect in Professional Learning Communities, and communicate with school staff all from a single experience in Office 365 for Education. This course will provide educators with the necessary steps for getting up and running with Microsoft Teams.</p> | 500 | 00:45:00 |
|  <p>Teaching Sustainable Development Goals</p> <p>Completed on: 9/1/2018</p> | <p>This short course is for educators and all those who would like to teach children and young people about the Sustainable Development Goals, commonly known as the Global Goals. It is intended to support the teaching of the World's Largest Lesson and all other efforts to educate and engage children and young people so that they support the Sustainable Development Goals and want to turn their support into action.</p> | 500 | 01:00:00 |
|  <p>Teaching Sustainable Development Goals</p> <p>Completed on: 9/1/2018</p> | <p>This short course is for educators and all those who would like to teach children and young people about the Sustainable Development Goals, commonly known as the Global Goals. It is intended to support the teaching of the World's Largest Lesson and all other efforts to educate and engage children and young people so that they support the Sustainable Development Goals and want to turn their support into action.</p> | 500 | 01:00:00 |
|  <p>Flipped instruction with PowerPoint Recorder</p> <p>Completed on: 9/1/2018</p> | <p>This course will teach you how you can use PowerPoint Recorder to flip your instruction, providing content for students outside of class and help to improve student outcomes.&nbsp;</p> | 500 | 01:00:00 |
|  <p>Flipped instruction with PowerPoint Recorder</p> <p>Completed on: 9/1/2018</p> | <p>This course will teach you how you can use PowerPoint Recorder to flip your instruction, providing content for students outside of class and help to improve student outcomes.&nbsp;</p> | 500 | 01:00:00 |
|  <p>Step up to computer science</p> <p>Completed on: 8/31/2018</p> | <p>Learn how to get started teaching a computer science class or even just integrating computer science into your curriculum.</p> | 500 | 01:00:00 |

Вернер Ілля Володимирович

| Name | Description | Points | Duration |
|------------------------------------------------------------------------------------------------------------------------------------------------------------------------------------------|---------------------------------------------------------------------------------------------------------------------------------------------------------------------|--------|----------|
|  <p>Teaching Gender Equality via Skype</p> <p>Completed on: 8/31/2018</p> | | 500 | 01:30:00 |
|  <p>(Test with badge - INT only) Deploying Cloud Ready Classroom PC's</p> <p>Completed on: 8/31/2018</p> | This course is designed to give schools an introduction to how to deploy and manage Windows 10 Pro Education in S mode devices with Microsoft Intune for Education. | 500 | 00:30:00 |
|  <p>Deploying Cloud Ready Classroom PC's</p> <p>Completed on: 8/31/2018</p> | This course is designed to give schools an introduction to how to deploy and manage Windows 10 Pro Education in S mode devices with Microsoft Intune for Education. | 500 | 00:30:00 |
|  <p>Digital Composition & Authentic Audiences</p> <p>Completed on: 8/31/2018</p> | Implementing digital writing and Writer's Workshops in your classroom will foster confidence and creativity in your students | 500 | 01:00:00 |
|  <p>Digital Composition & Authentic Audiences</p> <p>Completed on: 8/31/2018</p> | Implementing digital writing and Writer's Workshops in your classroom will foster confidence and creativity in your students | 500 | 01:00:00 |